

## BaseCase Interactive

The complete value communication platform for diagnostic HEOR/market access

KAM ENABLEMENT

Acute lymphoblastic leukemia is a malignant neoplasm that is diagnosed in nearly 4,000 people each year in t

Leukemic lymphoblasts have exaggerated and **uncontrolled growth**, fail to mount a normal immune response, and cause a drop in production of normal bone marrow cells that **leads to a deficiency of:**

- circulating red cells
- platelets
- white cells (other than lymphocytes)

Download Study PDF

Toolbox

- Bar Chart: An interactive bar chart
- Scatter Plot: An interactive scatter plot
- Text: Text value input
- Text Area: A multi-line rich text area
- Number: Numeric value input
- Hot Spot: Active area placeholder
- Sticky note: A multi-line rich text area
- Searchable List: Picking one value from a list
- World Map: An interactive World map

Title (Textarea)

Top: 43  
Left: 74  
Right: auto  
Bottom: auto

960 x 265

CONTENT CREATION

### NO CODE

Create data-driven, interactive mobile apps **without programming** and dramatically reduce your workload and costs.

### FLEXIBLE

Easily update mobile apps or adapt them for specific markets and **streamline collaboration** with your worldwide affiliates.

### FAST

Get to market faster with integrated **content creation** and **distribution** on a single platform.

### COMPLIANT

Accelerate your **legal approval/validation** process and release compliant mobile apps without undue delay.

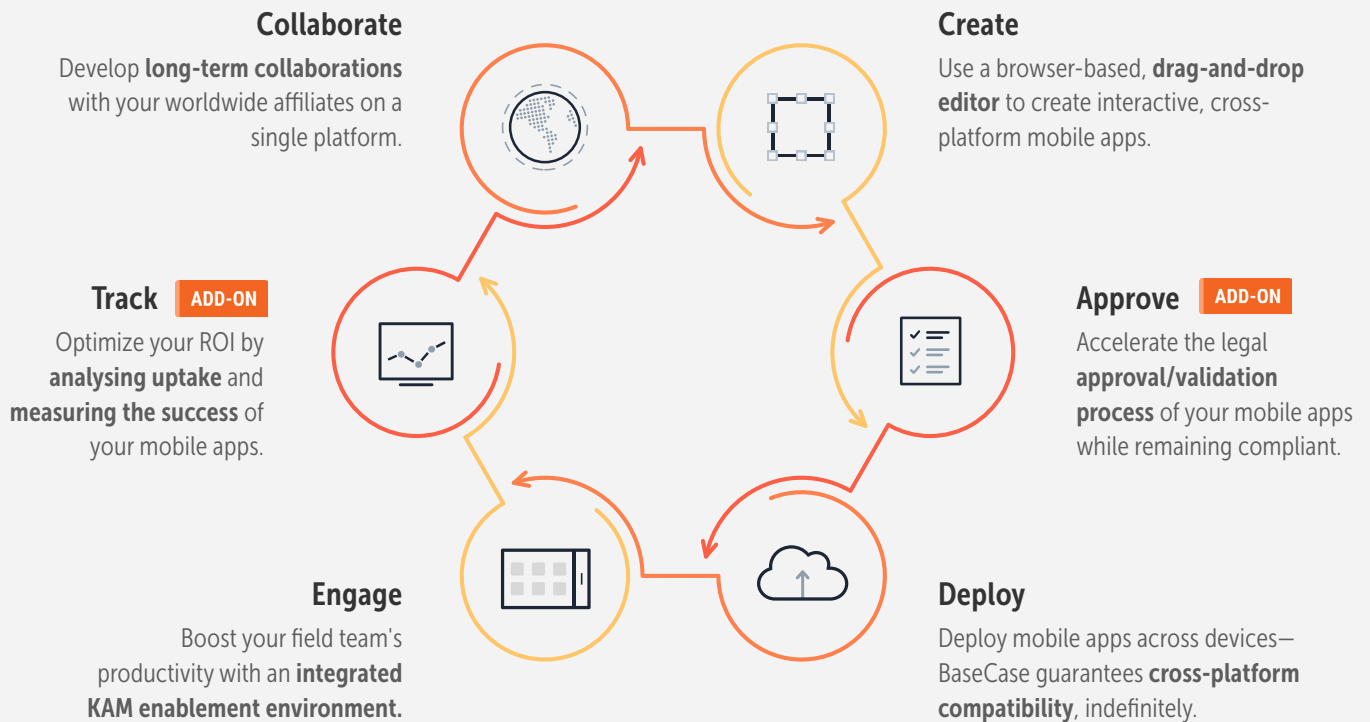
## Perform live calculations using integrated spreadsheets and visualize large, complex data

Engage payers, providers and HCPs with interactive, data-driven mobile apps, tailored to their setting.

Perform live calculations and present personalized ROI, budget impact, or business case analyses.

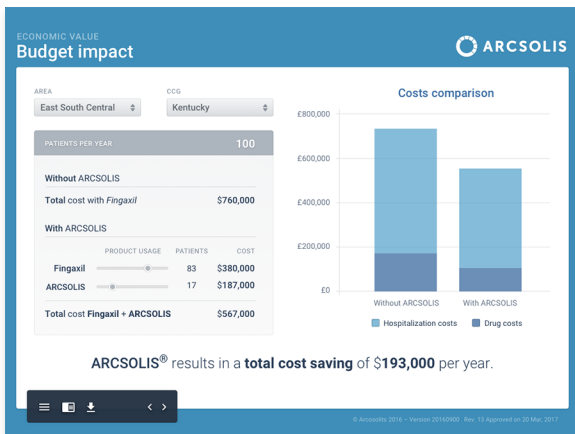


## Manage the entire lifecycle of your mobile apps



# All-in-one value communication platform for HEOR/market access

All the tools that diagnostic HEOR/market access teams need, together on a single platform



## Value communication tools and calculators

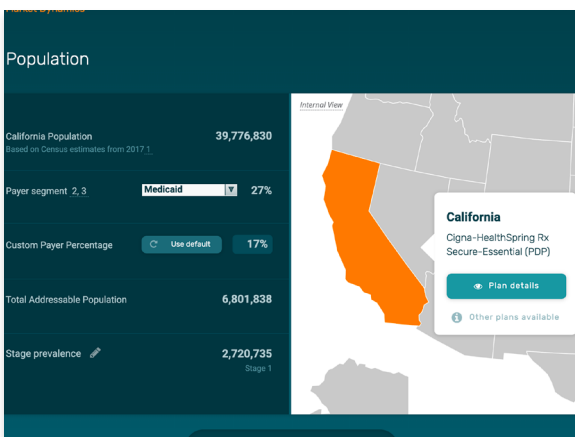
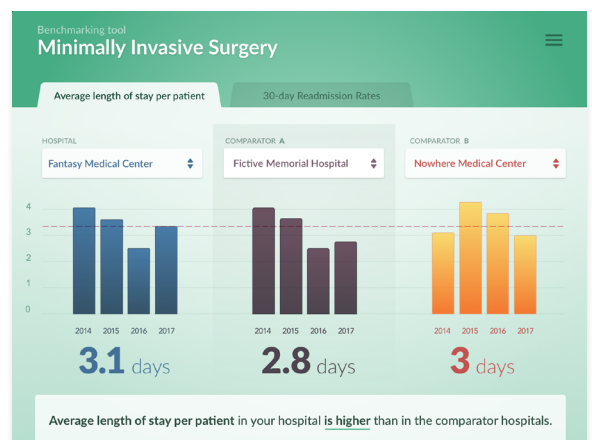
Create engaging value communication tools, and interactive calculators. Perform live calculations and present tailored budget impact or business case analyses.

- Budget impact models
- Cost-offset models
- Cost-effectiveness models
- Risk calculators
- Treatment cost calculators
- Contracting calculators

## Real-world data visualizations

Create powerful data visualizations based on real-world data. Highlight potential savings, unmet needs, or inefficiencies in the healthcare systems of your customers.

- Real-world data dashboards
- Hospital benchmarking tools
- Interactive evidence repositories
- Account planning tools
- Value story presentations



## Payor communication tools

Create compelling payor communication tools that communicate the case for coverage. Design account-specific tactics to drive positive coverage, documents that highlight the test's impact on treatment, and publication plans to address evidence gaps hindering coverage.

- Payor data binders
- AMCP dossiers
- Payor profiling database
- Payor coverage presentations

## Toolkits

Create versatile toolkits containing assets and resources for your field teams. Deploy branded toolkits containing HD videos, case studies, clinical trial reports, prescribing information, objection handlers, FAQs, and more.

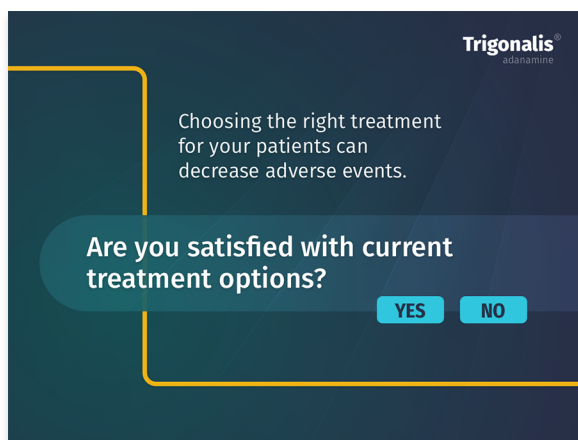
- KAM toolkits
- Full text study libraries
- iGVDs
- Clinical trial reports
- Document repositories
- KAM training toolkits



## Contracting

Walk payers through interactive, multi-step contracting tools, calculate savings, and visualize outcomes while maintaining your margins.

- Outcomes-based contracting tools
- Payment term arrangements tools
- Portfolio purchase agreement tools
- Cost variability capitation tools



## Data capture

ADD-ON

Seamlessly capture data during payer engagements and track user input to provide marketing feedback, create customer profiles and record preferences.

- Customer intelligence
- Customer profiling
- Pre-launch engagement
- Stakeholder feedback

## Why choose BaseCase

With our suite of products, life science companies **engage more effectively** with healthcare payers, providers, and professionals through the use of personalized, interactive mobile tools.

By uniquely combining 'no-code' **content creation** and **distribution** on a single platform, BaseCase is revolutionizing how global organizations make and use mobile apps.



Certara is the global leader in advancing modern, efficient drug development. We provide proven modeling & simulation, regulatory science, and scientific value assessment software and services to help our clients reduce clinical trial burden, accelerate regulatory approval and increase patient access to medicines.

**Certara USA, Inc.,**  
100 Overlook Center, Suite 101,  
Princeton, NJ 08540 USA  
T1. 1-888-708-7444  
T2. 1-919-852-4685

**Certara Germany GmbH**  
Charlottenstr. 16,  
10117 Berlin, Germany  
T. +49 30 2014 364 0  
E. [info@basecase.com](mailto:info@basecase.com)